

East Tennessee State University

## Digital Commons @ East Tennessee State University

---

Tennessee Climate Office Weekly Drought Summaries

---

7-18-2024

### 2024 July 18 - Tennessee Weekly Drought Summary

Tennessee Climate Office, East Tennessee State University

Follow this and additional works at: <https://dc.etsu.edu/tn-climate-drought-summaries>



Part of the [Climate Commons](#), and the [Meteorology Commons](#)

---

#### Recommended Citation

Tennessee Climate Office, East Tennessee State University, "2024 July 18 - Tennessee Weekly Drought Summary" (2024). *Tennessee Climate Office Weekly Drought Summaries*. 99.  
<https://dc.etsu.edu/tn-climate-drought-summaries/99>

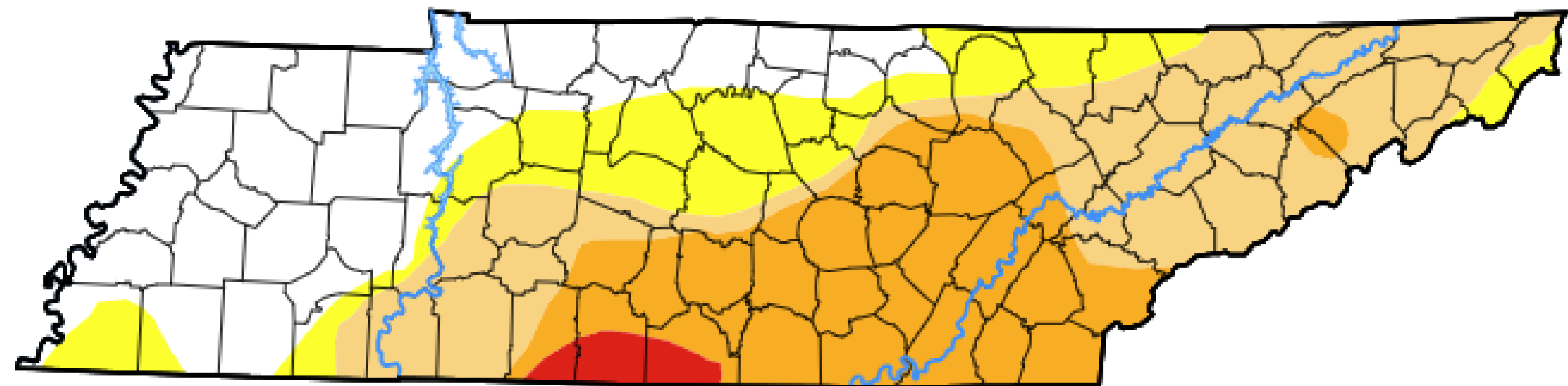
This Report is brought to you for free and open access by Digital Commons @ East Tennessee State University. It has been accepted for inclusion in Tennessee Climate Office Weekly Drought Summaries by an authorized administrator of Digital Commons @ East Tennessee State University. For more information, please contact [digilib@etsu.edu](mailto:digilib@etsu.edu).

# Tennessee Drought Update

For the assessment period ending July 16th, 2024

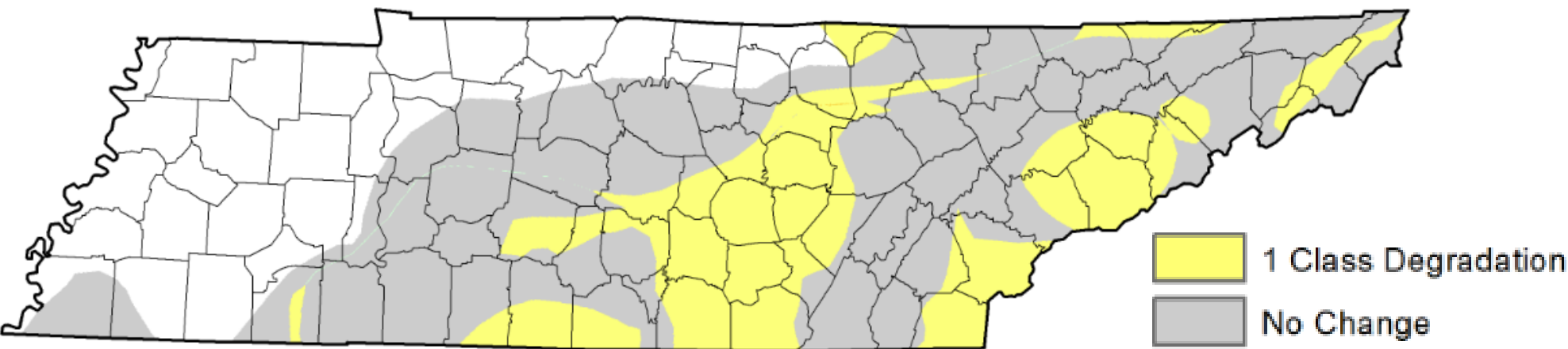
## This Week's Drought Monitor of Tennessee Map

*From the US Drought Monitor, authored by Brian Fuchs, NDMC with input from the Tennessee Climate Office*



Lack of rainfall has led to worsening conditions across Middle and East Tennessee and the Cumberland Plateau

### Change Since Last Week



A product of the Tennessee Climate Office  
[www.etsu.edu/tn-climate](http://www.etsu.edu/tn-climate)



## Statewide Condition Summary

**What's Changed?** Following another dry and hot week, conditions have deteriorated across the majority of Tennessee. Most of Middle and East Tennessee, as well as the Cumberland Plateau, missed the rainfall that West Tennessee received. Precipitation deficits have significantly grown over the past month causing streamflow rates and soil moisture levels to continue to drop. CMOR and Tennessee extension reports detail dry lawns, dead and dying pasturelands, impacts to crop yield, and increased fire concern.


**What's New?** D0 – D2 conditions have expanded across multiple regions of the state. D3 conditions have been introduced into parts of Lawrence, Giles, and Lincoln counties.

**What's Next?** Forecasts are predicting significant rainfall over the next week. Totals may range from 1 – 3 inches in some areas. Significant rainfall may slow expanding dry conditions.

## Statewide Coverage By Category

Category	Coverage This Week	Change Since Last Week
D0: Abnormally Dry	16.22%	-6.30%
D1: Moderate Drought	27.16%	-6.70%
D2: Severe Drought	24.84%	+11.78%
D3: Extreme Drought	1.79%	+1.79%
D4: Exceptional Drought	0%	0%

# Icon Library



No Precipitation




Increasing drought conditions



Rivers and Streams



Precipitation



Temperatures



Improvement



A mixture of improving and worsening conditions



No Change



Worsening conditions



Hurricane/Tropical storm

