

East Tennessee State University

Digital Commons @ East Tennessee State University

Tennessee Climate Office Weekly Drought Summaries

7-25-2024

2024 July 25 - Tennessee Weekly Drought Summary

Tennessee Climate Office, East Tennessee State University

Follow this and additional works at: <https://dc.etsu.edu/tn-climate-drought-summaries>



Part of the [Climate Commons](#), and the [Meteorology Commons](#)

Recommended Citation

Tennessee Climate Office, East Tennessee State University, "2024 July 25 - Tennessee Weekly Drought Summary" (2024). *Tennessee Climate Office Weekly Drought Summaries*. 98.
<https://dc.etsu.edu/tn-climate-drought-summaries/98>

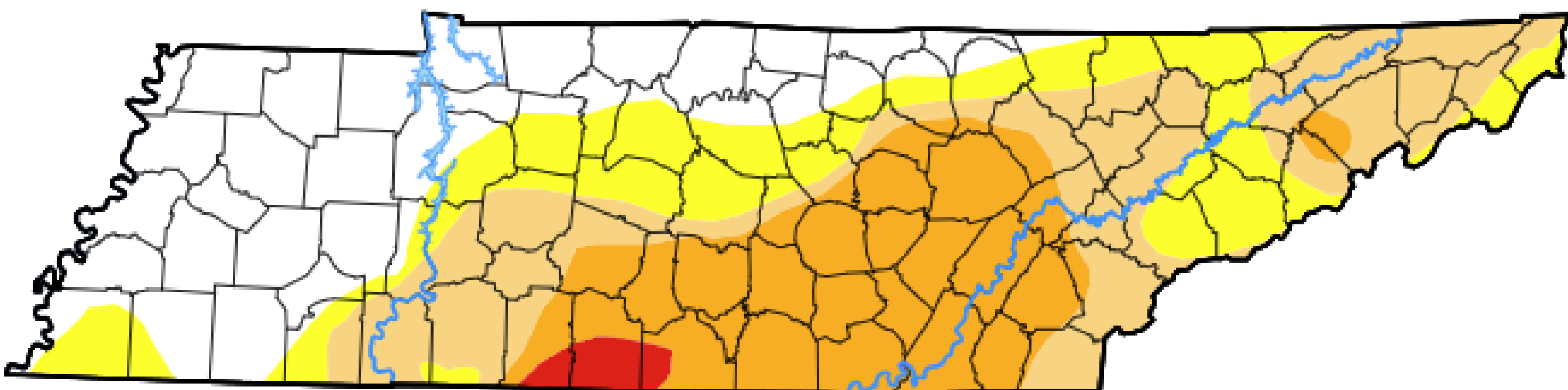
This Report is brought to you for free and open access by Digital Commons @ East Tennessee State University. It has been accepted for inclusion in Tennessee Climate Office Weekly Drought Summaries by an authorized administrator of Digital Commons @ East Tennessee State University. For more information, please contact digilib@etsu.edu.

Tennessee Drought Update

For the assessment period ending July 23rd, 2024

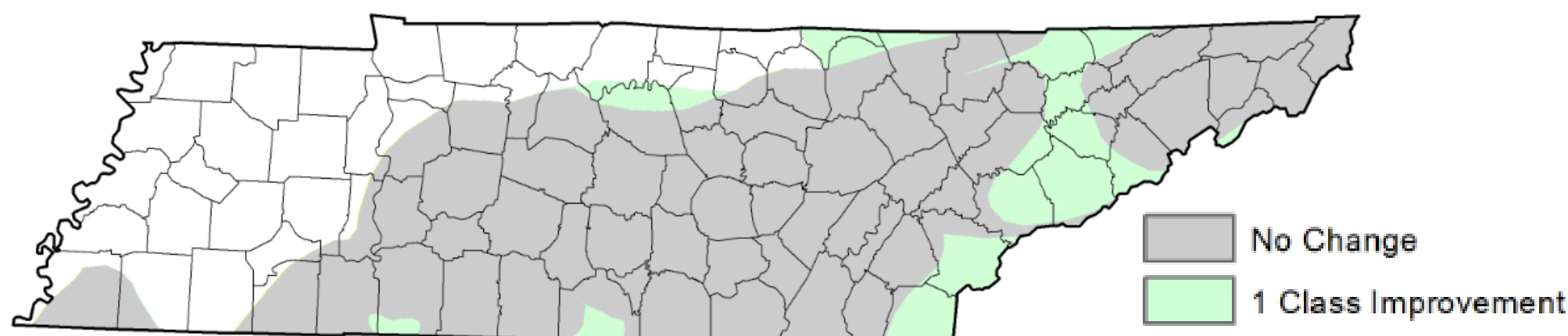
This Week's Drought Monitor of Tennessee Map

From the US Drought Monitor, authored by Rocky Bilotta, NOAA/NCEI with input from the Tennessee Climate Office



Recent rainfall has led to improving conditions across portions of Tennessee, especially in East Tennessee

Change Since Last Week



A product of the Tennessee Climate Office

www.etsu.edu/tn-climate



Statewide Condition Summary

What's Changed? Tennessee received some much needed rainfall from a system of spotty thunderstorms this past week. This precipitation halted the continued fall in rainfall deficits and even improved deficits back to normal levels in some areas. East Tennessee and the Cumberland Plateau saw the highest totals of between 3 -5 inches. Average streamflow rates and soil moisture levels are still below normal but are beginning to trend in the right direction.

What's New? 1 category improvements have been made across Middle Tennessee, East Tennessee, and the Cumberland Plateau.

What's Next? Forecasts are predicting another round of rainfall over the next week with some areas of the state set to receive between 1 – 3 inches. Significant rainfall could improve more areas in the upcoming week.

Statewide Coverage By Category

Category	Coverage This Week	Change Since Last Week
D0: Abnormally Dry	19.85%	+3.63%
D1: Moderate Drought	23.65%	-3.51%
D2: Severe Drought	23.21%	-1.63%
D3: Extreme Drought	1.42%	-0.37%
D4: Exceptional Drought	0%	0%

Icon Library



No Precipitation




Increasing drought conditions



Rivers and Streams



Precipitation




Temperatures



Improvement



A mixture of improving and worsening conditions



No Change



Worsening conditions



Hurricane/Tropical storm

- 5 Class Degradation
- 4 Class Degradation
- 3 Class Degradation
- 2 Class Degradation
- 1 Class Degradation
- No Change
- 1 Class Improvement
- 2 Class Improvement
- 3 Class Improvement
- 4 Class Improvement
- 5 Class Improvement