

East Tennessee State University

Digital Commons @ East Tennessee State University

Tennessee Climate Office Weekly Drought Summaries

5-9-2024

2024 May 9 - Tennessee Weekly Drought Summary

Tennessee Climate Office, East Tennessee State University

Follow this and additional works at: <https://dc.etsu.edu/tn-climate-drought-summaries>



Part of the [Climate Commons](#), and the [Meteorology Commons](#)

Recommended Citation

Tennessee Climate Office, East Tennessee State University, "2024 May 9 - Tennessee Weekly Drought Summary" (2024). *Tennessee Climate Office Weekly Drought Summaries*. 84.
<https://dc.etsu.edu/tn-climate-drought-summaries/84>

This Report is brought to you for free and open access by Digital Commons @ East Tennessee State University. It has been accepted for inclusion in Tennessee Climate Office Weekly Drought Summaries by an authorized administrator of Digital Commons @ East Tennessee State University. For more information, please contact digilib@etsu.edu.

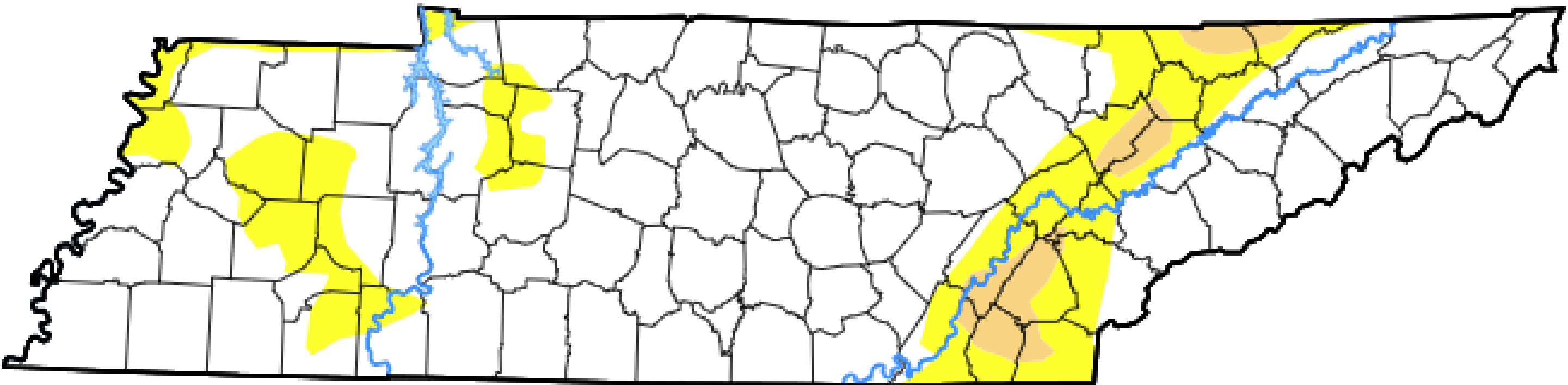
Tennessee Drought Update

For the assessment period ending May 7th, 2024

Statewide Condition Summary

This Week's Drought Monitor of Tennessee Map

From the US Drought Monitor, authored by Curtis Riganti, NDMC with input from the Tennessee Climate Office



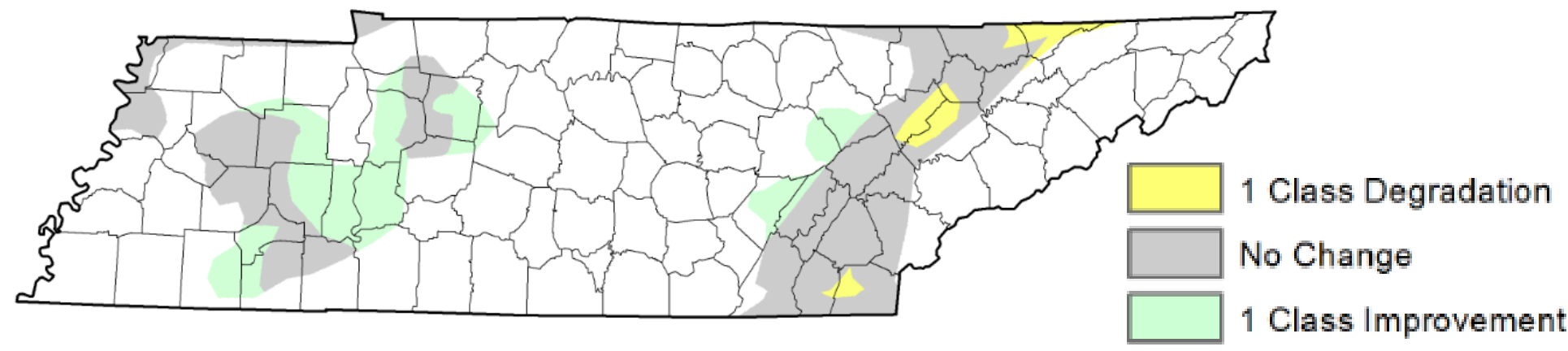
-  Recent rainfall has led to improving conditions in West Tennessee
-  Lack of rainfall has led to worsening conditions in East Tennessee and the Cumberland Plateau

What's Changed? Parts of Tennessee received a substantial amount of rainfall over the past week, with totals of up to 5 – 6 inches falling over the Cumberland Plateau. This led to improving conditions across West Tennessee; however, East Tennessee saw less rainfall which caused conditions to worsen. Overall, soil moisture improved this week. Streamflow is generally normal across the state, except for in northeast Tennessee.

What's New? D0 conditions have been removed in several counties across West and Middle Tennessee. D0 conditions have also been removed in Cumberland, Morgan, Rhea, and Bledsoe counties. D1 conditions have expanded in Polk and Bradley counties and have been added in Knox, Anderson, Claiborne, and Hancock counties.

What's Next? Over the next 7 days, forecasts are predicting substantial rainfall across Tennessee. Most of the predicted rainfall is projected to fall over East Tennessee and the Cumberland Plateau with totals as high as 2 – 2.5 inches. This rainfall may help to halt expanding drought conditions in these areas.

Change Since Last Week




A product of the Tennessee Climate Office
www.etsu.edu/tn-climate



Statewide Coverage By Category

Category	Coverage This Week	Change Since Last Week
D0: Abnormally Dry	17.20%	-9.04%
D1: Moderate Drought	3.28%	+1.27%
D2: Severe Drought	0%	0%
D3: Extreme Drought	0%	0%
D4: Exceptional Drought	0%	0%

Icon Library



No Precipitation




Increasing drought conditions



Rivers and Streams



Precipitation



Temperatures



Improvement



A mixture of improving and worsening conditions



No Change



Worsening conditions



Hurricane/Tropical storm

- 5 Class Degradation
- 4 Class Degradation
- 3 Class Degradation
- 2 Class Degradation
- 1 Class Degradation
- No Change
- 1 Class Improvement
- 2 Class Improvement
- 3 Class Improvement
- 4 Class Improvement
- 5 Class Improvement