

East Tennessee State University

## Digital Commons @ East Tennessee State University

---

Tennessee Climate Office Weekly Drought Summaries

---

1-18-2024

### 2024 January 18 - Tennessee Weekly Drought Summary

Tennessee Climate Office, East Tennessee State University

Follow this and additional works at: <https://dc.etsu.edu/tn-climate-drought-summaries>



Part of the [Climate Commons](#), and the [Meteorology Commons](#)

---

#### Recommended Citation

Tennessee Climate Office, East Tennessee State University, "2024 January 18 - Tennessee Weekly Drought Summary" (2024). *Tennessee Climate Office Weekly Drought Summaries*. 68.  
<https://dc.etsu.edu/tn-climate-drought-summaries/68>

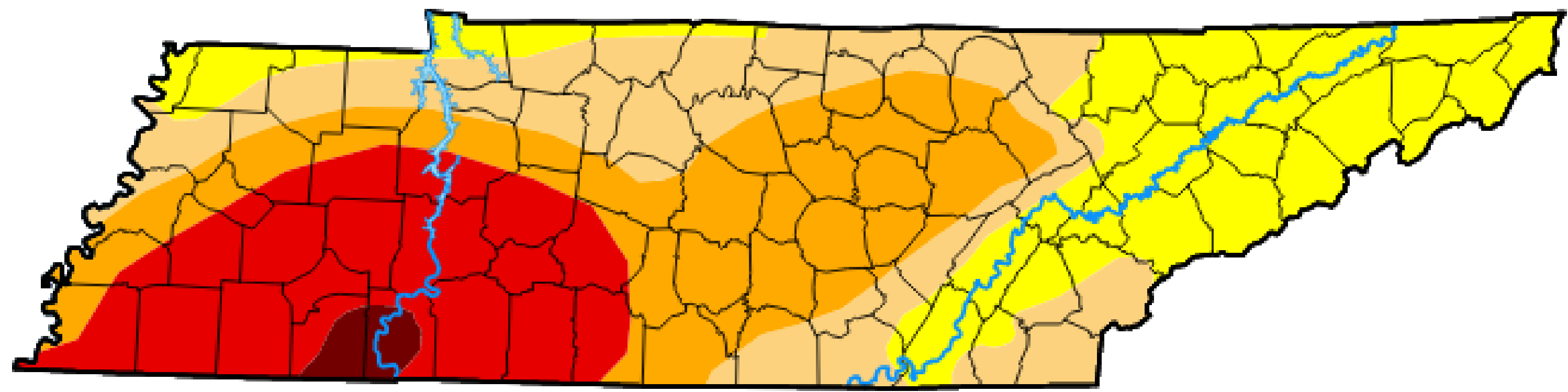
This Report is brought to you for free and open access by Digital Commons @ East Tennessee State University. It has been accepted for inclusion in Tennessee Climate Office Weekly Drought Summaries by an authorized administrator of Digital Commons @ East Tennessee State University. For more information, please contact [digilib@etsu.edu](mailto:digilib@etsu.edu).


# Tennessee Drought Update

For the assessment period ending January 16th, 2024

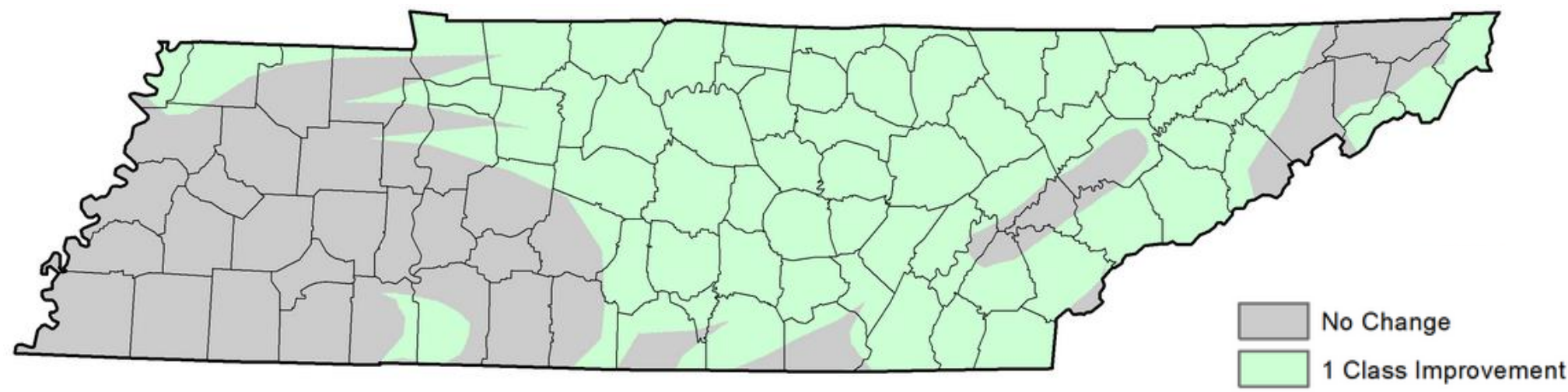
## This Week's Drought Monitor of Tennessee Map



From the US Drought Monitor, authored by Adam Hartman, NOAA/NWS/NCEP/CPC with input from the Tennessee Climate Office



 Recent rainfall leading to 1 category improvements in northwest Tennessee and the mountainous area of southern Blount/Sevier/Monroe counties.

### Change Since Last Week



 No Change  
 1 Class Improvement

# Statewide Condition Summary

**What's Changed?** Similar to last week, all parts of the state received at least ~0.5" of rain during the drought monitoring period (Tuesday to Tuesday), with some areas receiving over 3" of rain in East Tennessee. This resulted in most of the state seeing 1-class improvements and no areas of degradation.

**What's New?** Multiple counties across Middle and West Tennessee saw 1-class improvements from Extreme Drought (D3) to Severe Drought (D2) – a reduction of over 18%. All of northeast Tennessee is now drought-free, although still rated as Abnormally Dry (D0).

**What's Next?** Additional precipitation (possibly snow/freezing rain) is expected over the next drought monitoring period, especially in East Tennessee. This may result in additional improvements for this region, but Middle and West Tennessee may see no changes – many of these areas are still experiencing snowmelt from the winter storm (1/15-1/16).


## Statewide Coverage By Category

Category	Coverage This Week	Change Since Last Week
D0: Abnormally Dry	26.74%	+20.82%
D1: Moderate Drought	24.16%	-1.69%
D2: Severe Drought	25.51%	+0.43%
D3: Extreme Drought	22.04%	-18.54%
D4: Exceptional Drought	1.54%	-1.03%

A product of the Tennessee Climate Office  
[www.etsu.edu/tn-climate](http://www.etsu.edu/tn-climate)



# Icon Library



No Precipitation




Increasing drought conditions



Rivers and Streams




Precipitation




Temperatures



Improvement



A mixture of improving and worsening conditions



No Change



Worsening conditions



Hurricane/Tropical storm

5 Class Degradation

4 Class Degradation

3 Class Degradation

2 Class Degradation

1 Class Degradation

No Change

1 Class Improvement

2 Class Improvement

3 Class Improvement

4 Class Improvement

5 Class Improvement