

East Tennessee State University

Digital Commons @ East Tennessee State University

Tennessee Climate Office Weekly Drought Summaries

11-9-2023

2023 November 9 - Tennessee Weekly Drought Summary

Tennessee Climate Office, East Tennessee State University

Follow this and additional works at: <https://dc.etsu.edu/tn-climate-drought-summaries>



Part of the [Climate Commons](#), and the [Meteorology Commons](#)

Recommended Citation

Tennessee Climate Office, East Tennessee State University, "2023 November 9 - Tennessee Weekly Drought Summary" (2023). *Tennessee Climate Office Weekly Drought Summaries*. 58.
<https://dc.etsu.edu/tn-climate-drought-summaries/58>

This Report is brought to you for free and open access by Digital Commons @ East Tennessee State University. It has been accepted for inclusion in Tennessee Climate Office Weekly Drought Summaries by an authorized administrator of Digital Commons @ East Tennessee State University. For more information, please contact digilib@etsu.edu.

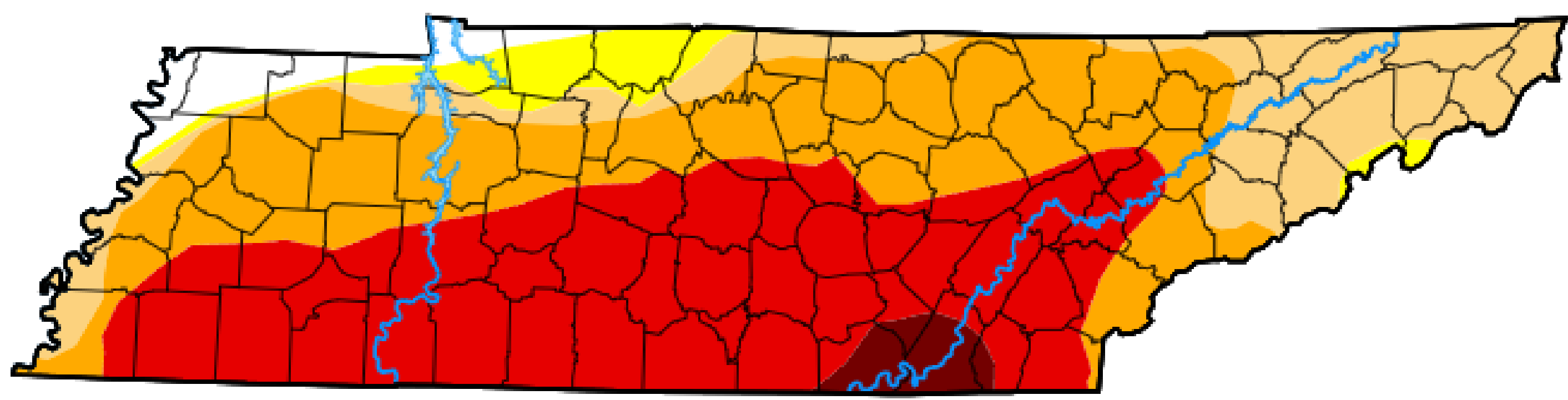
Tennessee Drought Update

For the assessment period ending November 7th, 2023

Statewide Condition Summary

This Week's Drought Monitor of Tennessee Map

From the US Drought Monitor, authored by Lindsay Johnson, UNL/NDMC with input from the Tennessee Climate Office



 Continued precipitation deficits have led to expanding D2/D3 and D4 introduction

What's Changed? Almost 75% of the state is now under severe to extreme drought conditions. The range of D3 conditions has slightly increased outward from last week (now covering more than half of the counties across the state) and D2 conditions are being seen up to the TN-KY border. The majority of Tennessee received less than 50% of their normal October precipitation with almost half of the state receiving less than 25%. Streamflows across East Tennessee are continuing to drop and reports of failing crops/early supplemental feeding for cattle continue to trickle in.

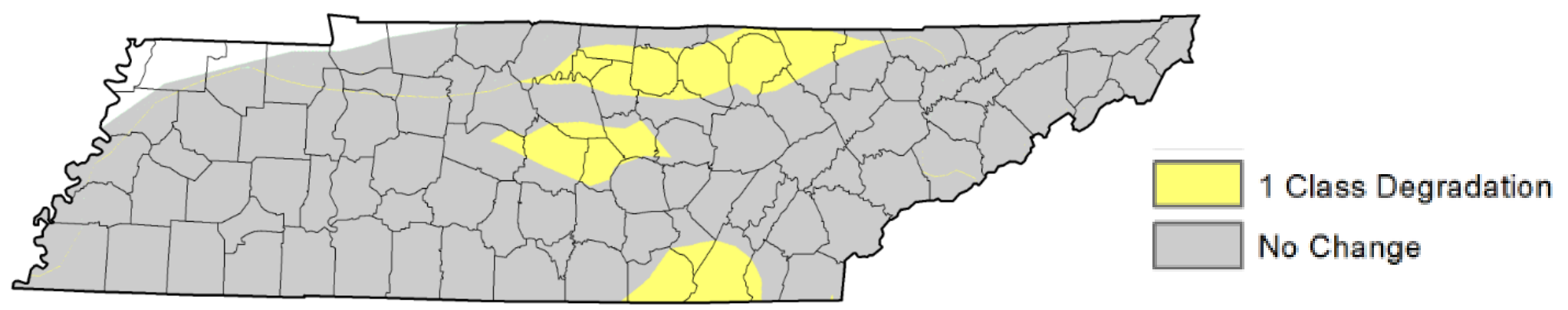
What's New? Areas of Marion, Sequatchie, Hamilton, and Bradley have now been classified under D4 conditions (Exceptional Drought). Several brush and wildfires have kicked up across East Tennessee, pushing up smoke into the atmosphere over the region.

What's Next? Over the next week, forecasts show Tennessee receiving some much needed rainfall. Most of the rainfall is projected to occur over the southwestern and south central portions of Tennessee (~0.5 in), hopefully bringing some relief to many counties in D3. The majority of the state is projected to see rainfall from 0.1 – 0.25 in.

Statewide Coverage By Category

Category	Coverage This Week	Change Since Last Week
D0: Abnormally Dry	4.56%	-0.06%
D1: Moderate Drought	16.28%	-5.89%
D2: Severe Drought	32.27%	+3.35%
D3: Extreme Drought	41.01%	+0.10%
D4: Exceptional Drought	2.44%	+2.44%

Change Since Last Week



A product of the Tennessee Climate Office
www.etsu.edu/tn-climate



Icon Library



No Precipitation




Increasing drought conditions



Rivers and Streams



Precipitation



Temperatures



Improvement



A mixture of improving and worsening conditions



No Change



Worsening conditions



Hurricane/Tropical storm

- 5 Class Degradation
- 4 Class Degradation
- 3 Class Degradation
- 2 Class Degradation
- 1 Class Degradation
- No Change
- 1 Class Improvement
- 2 Class Improvement
- 3 Class Improvement
- 4 Class Improvement
- 5 Class Improvement