

East Tennessee State University

## Digital Commons @ East Tennessee State University

---

Tennessee Climate Office Weekly Drought Summaries

---

7-13-2023

### 2023 July 13 - Tennessee Weekly Drought Summary

Tennessee Climate Office, East Tennessee State University

Follow this and additional works at: <https://dc.etsu.edu/tn-climate-drought-summaries>



Part of the [Climate Commons](#), and the [Meteorology Commons](#)

---

#### Recommended Citation

Tennessee Climate Office, East Tennessee State University, "2023 July 13 - Tennessee Weekly Drought Summary" (2023). *Tennessee Climate Office Weekly Drought Summaries*. 41.  
<https://dc.etsu.edu/tn-climate-drought-summaries/41>

This Report is brought to you for free and open access by Digital Commons @ East Tennessee State University. It has been accepted for inclusion in Tennessee Climate Office Weekly Drought Summaries by an authorized administrator of Digital Commons @ East Tennessee State University. For more information, please contact [digilib@etsu.edu](mailto:digilib@etsu.edu).

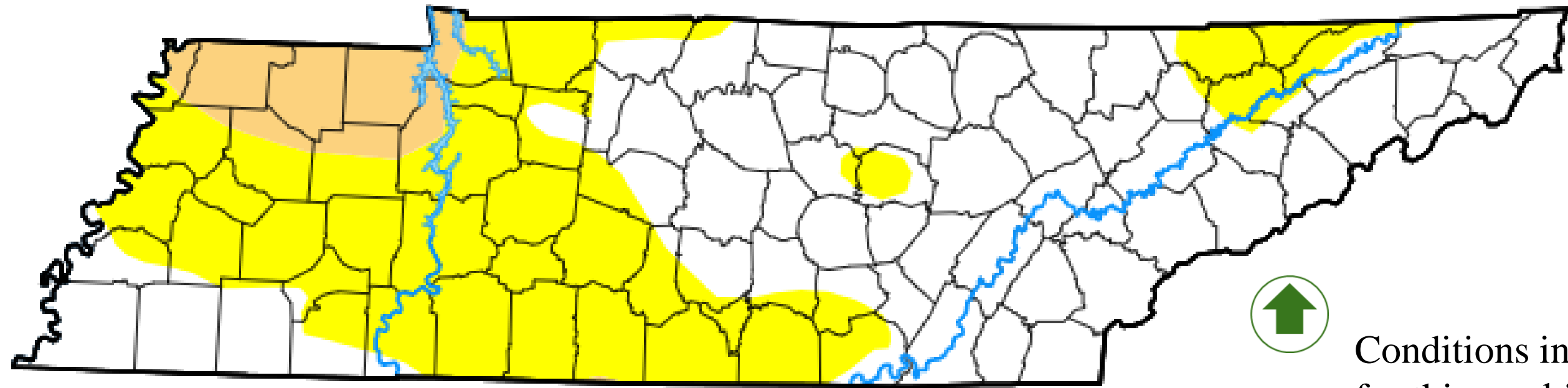
# Tennessee Drought Update

For the assessment period ending July 11, 2023

# Statewide Condition Summary

## This Week's Drought Monitor of Tennessee Map

From the US Drought Monitor, authored by Richard Tinker, NOAA/NWS/NCEP/CPC with input from the Tennessee Climate Office



Conditions in East Tennessee have improved for this week's drought monitoring period (Tuesday to Tuesday).



With rain in some areas in Middle and West Tennessee we see some 1 class improvements.

**What's Changed?** With good precipitation in most of the eastern part of the state over the last drought monitoring period (Tuesday to Tuesday), conditions have improved, although a small area of D0 was introduced in northeast Tennessee.

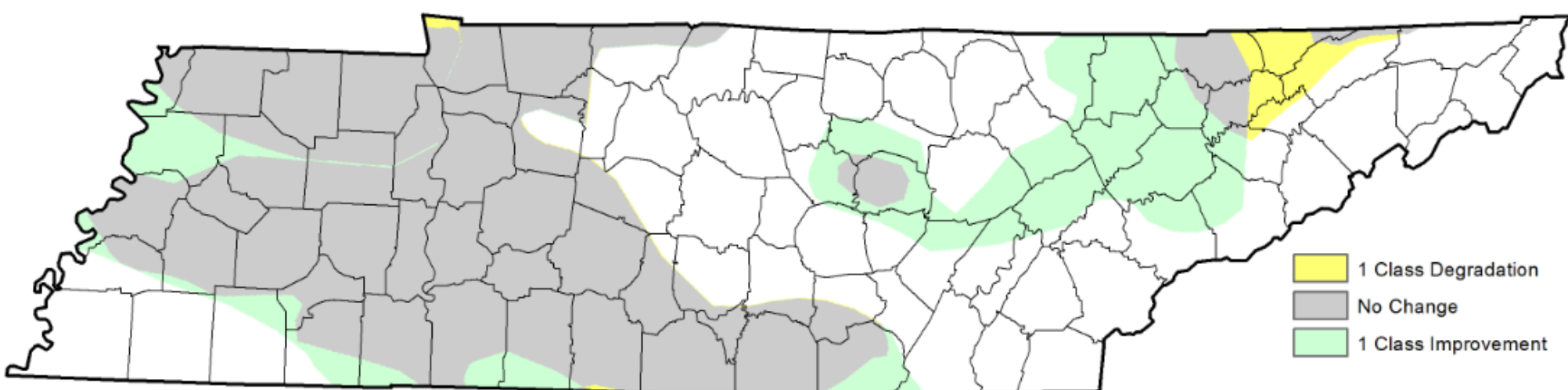
**What's New?** With rain in East Tennessee, we see a 1 class improvement across multiple counties. Little rainfall in West Tennessee has caused conditions to remain steady with very little change in drought conditions, except a few small areas of improvement.

**What's Next?** With rain in the forecast for this week's drought monitoring period (Tuesday to Tuesday), conditions may improve.

## Statewide Coverage By Category

Category	Coverage This Week	Change Since Last Week
D0: Abnormally Dry	43.57%	-10.88%
D1: Moderate Drought	6.51%	-2.18%
D2: Severe Drought	0.00%	0.00%
D3: Extreme Drought	0.00%	0.00%
D4: Exceptional Drought	0.00%	0.00%

## Change Since Last Week



■ 1 Class Degradation  
■ No Change  
■ 1 Class Improvement

A product of the Tennessee Climate Office  
[www.etsu.edu/tn-climate](http://www.etsu.edu/tn-climate)



# Icon Library



No Precipitation




Increasing drought conditions



Rivers and Streams



Precipitation



Temperatures



Improvement



A mixture of improving and worsening conditions



No Change



Worsening conditions



Hurricane/Tropical storm