

East Tennessee State University

Digital Commons @ East Tennessee State University

Tennessee Climate Office Weekly Drought Summaries

3-30-2023

2023 March 30 - Tennessee Weekly Drought Summary

Tennessee Climate Office, East Tennessee State University

Follow this and additional works at: <https://dc.etsu.edu/tn-climate-drought-summaries>



Part of the [Climate Commons](#), and the [Meteorology Commons](#)

Recommended Citation

Tennessee Climate Office, East Tennessee State University, "2023 March 30 - Tennessee Weekly Drought Summary" (2023). *Tennessee Climate Office Weekly Drought Summaries*. 26.
<https://dc.etsu.edu/tn-climate-drought-summaries/26>

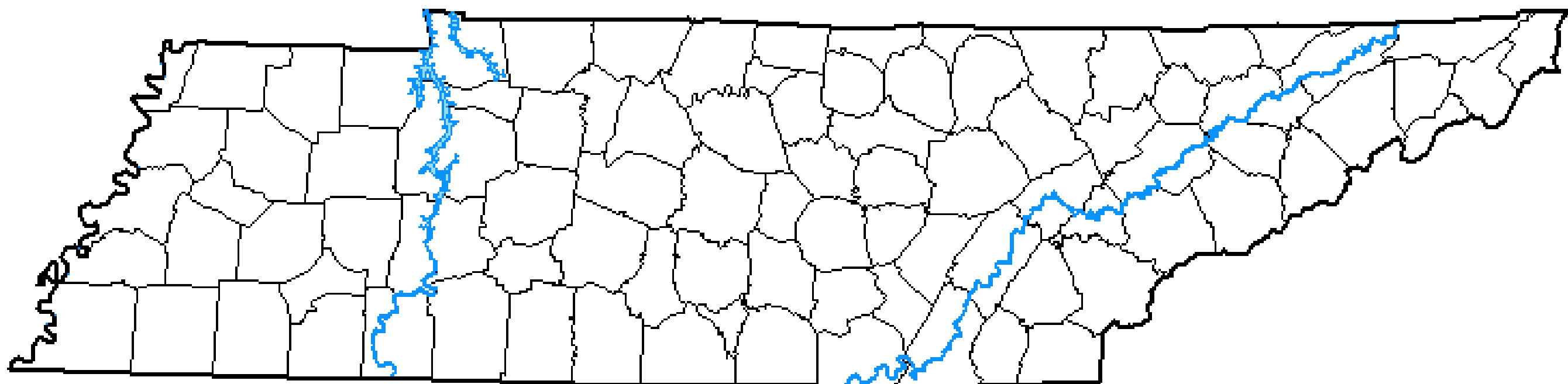
This Report is brought to you for free and open access by Digital Commons @ East Tennessee State University. It has been accepted for inclusion in Tennessee Climate Office Weekly Drought Summaries by an authorized administrator of Digital Commons @ East Tennessee State University. For more information, please contact digilib@etsu.edu.

Tennessee Drought Update

For the assessment period ending March 28, 2023

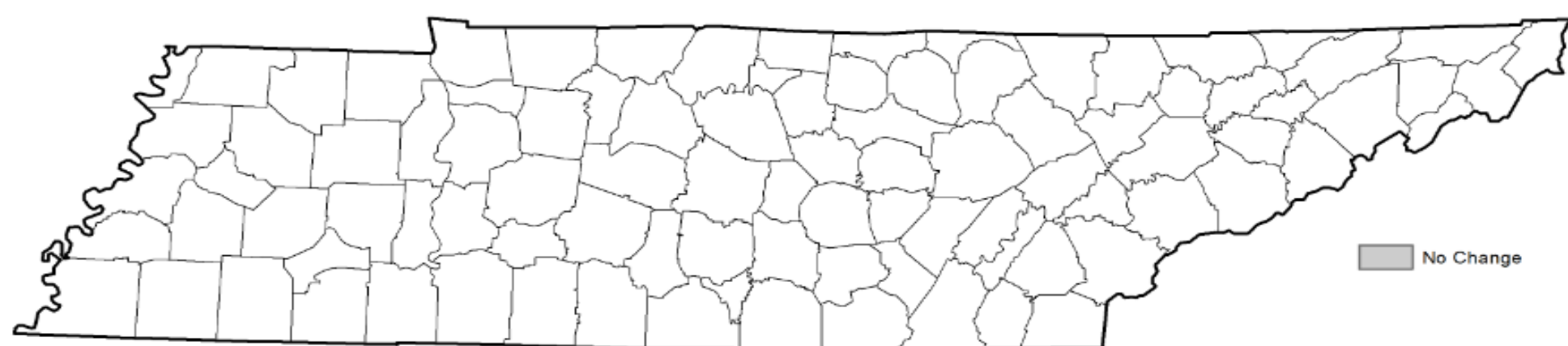
This Week's Drought Monitor of Tennessee Map

From the US Drought Monitor, authored by Curtis Riganti, National Drought Mitigation Center with input from the Tennessee Climate Office



 Tennessee remains free of any drought conditions.

Change Since Last Week



A product of the **Tennessee Climate Office**
www.etsu.edu/tn-climate



Statewide Condition Summary

What's Changed? With most areas of the state seeing rain over the last week, there were no changes in this week's drought monitor.

What's New? Almost all areas of Tennessee had some precipitation, the rain from the previous few weeks is keeping Tennessee out of drought consideration for this week's monitoring period.

What's Next? Most areas of the state are expected to receive precipitation in the next drought monitoring period (Tuesday to Tuesday). For now, Tennessee will likely continue to be clear on the US Drought Monitor.

Statewide Coverage By Category

Category	Coverage This Week	Change Since Last Week
D0: Abnormally Dry	0.00%	0.00%
D1: Moderate Drought	0.00%	0.00%
D2: Severe Drought	0.00%	0.00%
D3: Extreme Drought	0.00%	0.00%
D4: Exceptional Drought	0.00%	0.00%

Icon Library



No Precipitation




Increasing drought conditions



Rivers and Streams



Precipitation




Temperatures



Improvement



A mixture of improving and worsening conditions



No Change



Worsening conditions



Hurricane/Tropical storm