

East Tennessee State University

## Digital Commons @ East Tennessee State University

---

Tennessee Climate Office Weekly Drought Summaries

---

2-2-2023

### 2023 February 2 - Tennessee Weekly Drought Summary

Tennessee Climate Office, East Tennessee State University

Follow this and additional works at: <https://dc.etsu.edu/tn-climate-drought-summaries>



Part of the [Climate Commons](#), and the [Meteorology Commons](#)

---

#### Recommended Citation

Tennessee Climate Office, East Tennessee State University, "2023 February 2 - Tennessee Weekly Drought Summary" (2023). *Tennessee Climate Office Weekly Drought Summaries*. 18.  
<https://dc.etsu.edu/tn-climate-drought-summaries/18>

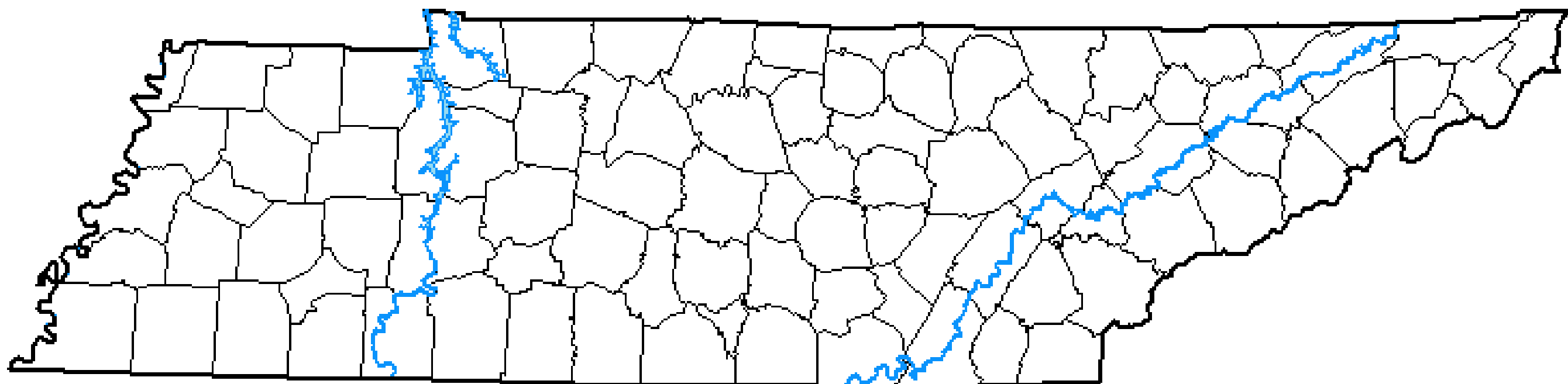
This Report is brought to you for free and open access by Digital Commons @ East Tennessee State University. It has been accepted for inclusion in Tennessee Climate Office Weekly Drought Summaries by an authorized administrator of Digital Commons @ East Tennessee State University. For more information, please contact [digilib@etsu.edu](mailto:digilib@etsu.edu).

# Tennessee Drought Update

For the assessment period ending January 31, 2023

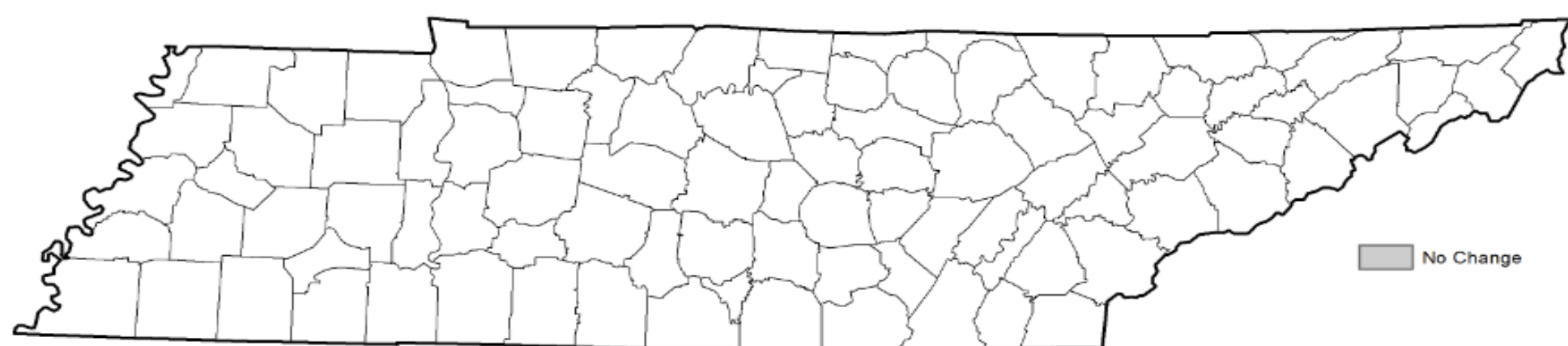
## This Week's Drought Monitor of Tennessee Map

From the US Drought Monitor, authored by Rocky Bilotta, NOAA/NCEI with input from the Tennessee Climate Office



 Tennessee remains free of any drought conditions.

## Change Since Last Week



A product of the Tennessee Climate Office  
[www.etsu.edu/tn-climate](http://www.etsu.edu/tn-climate)



# Statewide Condition Summary

**What's Changed?** With rain and cool temperatures, there were no changes across Tennessee.

**What's New?** With the latest rain pushing through Tennessee, there was nothing new to report in the Drought Monitor this week.

**What's Next?** With more rain and cooler temperatures expected in the next drought monitoring period (Tuesday to Tuesday), Tennessee will likely continue to be clear on the Drought Monitor.

## Statewide Coverage By Category

Category	Coverage This Week	Change Since Last Week
D0: Abnormally Dry	0.00%	0.00%
D1: Moderate Drought	0.00%	0.00%
D2: Severe Drought	0.00%	0.00%
D3: Extreme Drought	0.00%	0.00%
D4: Exceptional Drought	0.00%	0.00%

# Icon Library



No Precipitation




Increasing drought conditions



Rivers and Streams



Precipitation




Temperatures



Improvement



A mixture of improving and worsening conditions



No Change



Worsening conditions



Hurricane/Tropical storm