

East Tennessee State University

## Digital Commons @ East Tennessee State University

---

Tennessee Climate Office Weekly Drought Summaries

---

12-29-2022

### 2022 December 29 - Tennessee Weekly Drought Summary

Tennessee Climate Office, East Tennessee State University

Follow this and additional works at: <https://dc.etsu.edu/tn-climate-drought-summaries>



Part of the [Climate Commons](#), and the [Meteorology Commons](#)

---

#### Recommended Citation

Tennessee Climate Office, East Tennessee State University, "2022 December 29 - Tennessee Weekly Drought Summary" (2022). *Tennessee Climate Office Weekly Drought Summaries*. 13.  
<https://dc.etsu.edu/tn-climate-drought-summaries/13>

This Report is brought to you for free and open access by Digital Commons @ East Tennessee State University. It has been accepted for inclusion in Tennessee Climate Office Weekly Drought Summaries by an authorized administrator of Digital Commons @ East Tennessee State University. For more information, please contact [digilib@etsu.edu](mailto:digilib@etsu.edu).

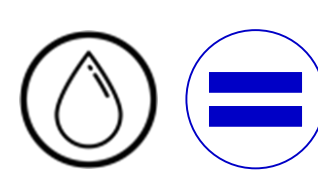
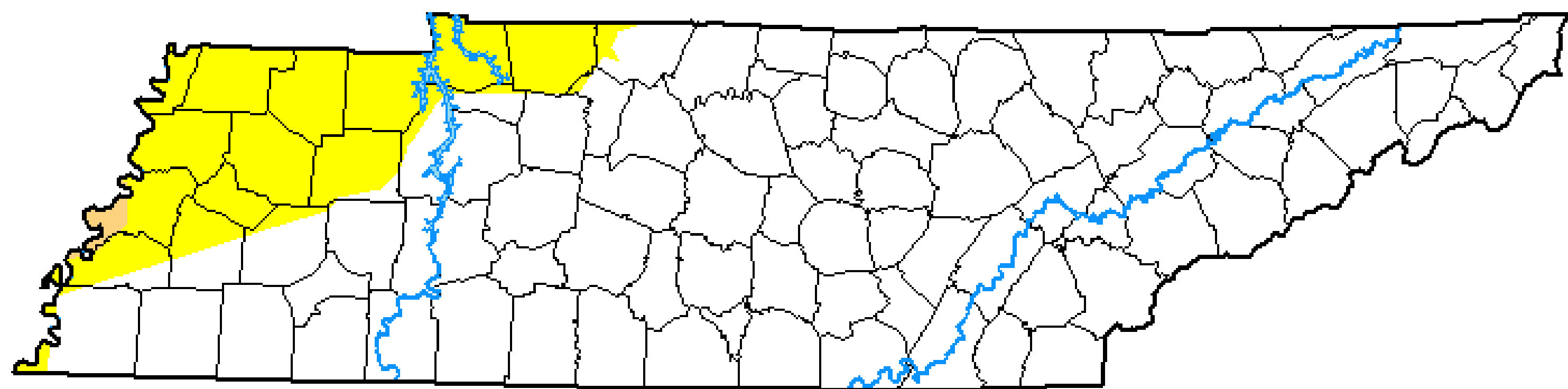
# Tennessee Drought Update

For the assessment period ending December 27, 2022

# Statewide Condition Summary

## This Week's Drought Monitor of Tennessee Map

From the US Drought Monitor, authored by Richard Heim, NOAA/NESDIS/NCEI with input from the Tennessee Climate Office



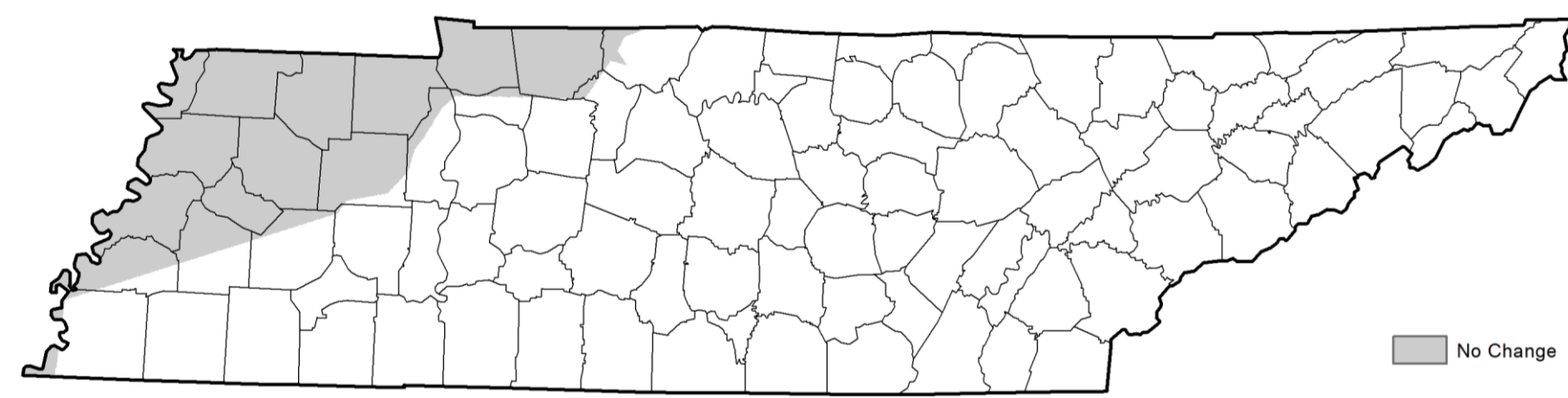
While there were areas of rainfall across the state, the northwestern counties currently in drought did not receive enough to fully alleviate conditions.

**What's Changed?** Most of the state received rainfall at the beginning of the last drought monitoring period (Tuesday to Tuesday), although not enough to result in improving conditions for northwest Tennessee.

**What's New?** There were no changes (improvement or degradation) since the last drought monitoring period.

**What's Next?** With more precipitation expected this week and closer to normal temperatures (possibly even above normal temperatures) for the coming week, drought conditions are expected to improve.

## Change Since Last Week




A product of the Tennessee Climate Office  
[www.etsu.edu/tn-climate](http://www.etsu.edu/tn-climate)



## Statewide Coverage By Category

Category	Coverage This Week	Change Since Last Week
D0: Abnormally Dry	14.94%	0.00%
D1: Moderate Drought	0.35%	0.00%
D2: Severe Drought	0.00%	0.00%
D3: Extreme Drought	0.00%	0.00%
D4: Exceptional Drought	0.00%	0.00%

# Icon Library



No Precipitation




Increasing drought conditions



Rivers and Streams



Precipitation



Temperatures



Improvement



A mixture of improving and worsening conditions



No Change



Worsening conditions



Hurricane/Tropical storm